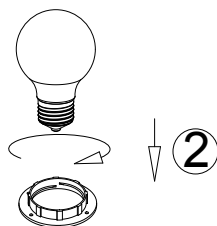
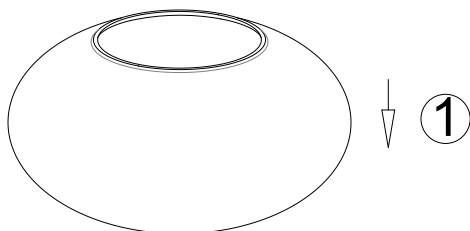


ASSEMBLY INSTRUCTIONS FOR OLIVIA

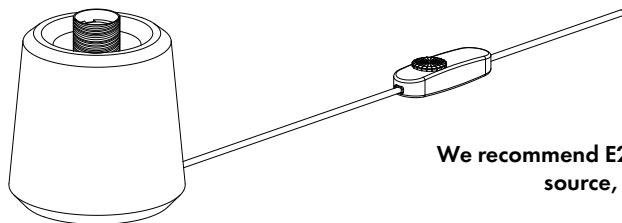


Cleaning instructions

Wipe off dust with dry soft cloth. Remove stains with water and a light detergent or soap applied with a damp cloth. Do not use detergents containing abrasives or solvents.



If the external flexible cable or cord of this luminaire is damaged, it shall be exclusively replaced by the manufacturer or his service agent or a similar qualified person in order to avoid a hazard.

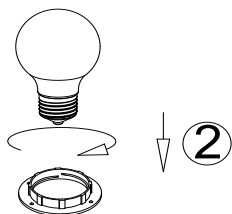


We recommend E27 LED light source, max 10 W.

Thank you for choosing a Watt&Veke lighting product. Find us at www.wattveke.se

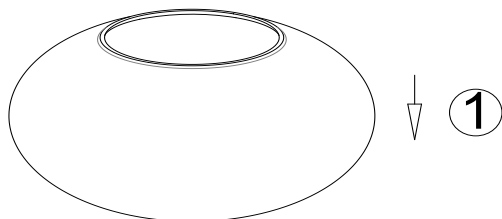
WATT&VEKE®

MONTERINGSANVISNING FÖR OLIVIA

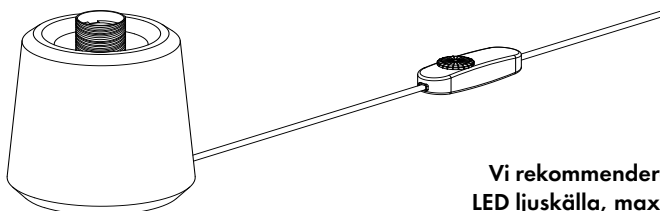


Skötselråd

Rengör med en torr, mjuk trasa. Använd en fuktad trasa med en mild rengörande produkt vid behov. Använd ej slipande eller starka rengöringsmedel.



Om den yttre böjliga kabeln eller sladden till denna belysning skadas, får den endast bytas ut av tillverkaren eller dennes serviceagent eller annan behörig person för att undvika eventuella risker.



Vi rekommenderar E27
LED ljuskälla, max 10 W.

Tack för att du väljer belysning från
Watt&Veke. Hitta oss på www.wattveke.se.

WATT&VEKE®